



# BARBERING SERVICES CODE OF PRACTICE







## **British Barbers Association**

### **Barbering Services Code of Practice**

The Barbering Services Code of Practice is recommended for use by members of the BBA and by the wider barbering community.

### **Acknowledgements**

We would like to thank the following for their contributions to the development of the Barbering Services Code of Practice

Jackie Holian- Dynamic Influence

Elaine White – Training and Education Consultant

Gary Machin - R.B. Training

Lynda Whitehorn - VTCT

### **Images**

R.B. Training and Shutterstock

Copacetic Grooming Products

### **Disclaimer**

This is not an in-depth implementation manual.

British Barbers' Association (BBA) has used every effort to avoid errors and to ensure that the contents of this guide are accurate and complete. However, BBA gives no warranty and accepts no liability for errors or omissions. Readers should not use this guide as a substitute for expert advice in appropriate circumstances.

### **Copyright**

BBA authorises the copying, reproduction or electronic forwarding of single copies of this document in its entirety and strictly for non-commercial purposes only.

No extract of this document may be copied, reproduced or directly quoted, whether in print or electronically, without the prior authority of the BBA which will not be unreasonably withheld. Please telephone BBA on 07786 051720 or email [admin@britishbarbers.com](mailto:admin@britishbarbers.com) and identify the extract(s) of the document that you wish to copy, reproduce or quote and the purpose(s) for which the extract(s) will be used. If such authority is granted, the BBA is to be identified as the source and the copyright owner with every extract.



# Contents

	Page		Page
<b>Introduction</b> .....	<b>3</b>	<b>Wet Shaving</b> .....	<b>14</b>
<b>Hygiene and Safe Working Practice</b> .....	<b>4</b>	Sterilisation and hygiene for wet shaving .....	14
Cleaning, disinfection and sterilisation .....	4	Use of PPE .....	15
Working hygienically .....	4	Blood borne disease.....	15
Use of personal protective equipment (PPE) .....	5	Contra-indications for wet shaving .....	16
Prevention of contact dermatitis .....	6	<b>Facial Massage</b> .....	<b>17</b>
Waste disposal, including disposal of sharps .....	7	Contra-indications for facial massage .....	17
Single use items .....	8	Good hygiene and working practices for facial massage .....	18
Personal hygiene .....	9	<b>Chemical Barbering Services</b> .....	<b>19</b>
First aid, injuries and accidents .....	9	Skin testing .....	19
<b>Client Consultation</b> .....	<b>10</b>	Incompatibility testing .....	20
Bacterial infections and condition of the skin .....	10	Safe use of chemicals in barbering .....	20
Infectious conditions of the skin and scalp .....	11	<b>BBA - British Barbers Association Mission and Vision</b> .....	<b>21</b>
Non-infectious conditions of the skin and scalp .....	11	<b>BBA - British Barbers' Association Supporting Industry</b> .....	<b>22 &amp; 23</b>
Hair loss conditions .....	12	<b>Contact Information</b> .....	<b>24</b>
Infestations of the hair and skin .....	12		
Making client referrals .....	13		
Referral recommendations .....	13		
Client aftercare and advice .....	13		

## Introduction

The barbering industry has never been more buoyant than it is today. Many men choose the highly specialised skills offered by barbers trained in the traditional techniques of haircutting, facial haircutting and shaving. Men want to look good and the rise in male grooming and creative barbering techniques means that barbershops are more than just a place for haircutting. Therefore, with the rise in popularity in barbering, clients now have even higher expectations for their barber to meet high standards for health and safety as well as ensuring a good customer experience.

This Code of Practice will shape the expectations for barbers and those employed in the barbering industry; the Code of Practice outlines the high standards barbers should demonstrate, how to work safely, behave professionally and ethically when carrying out barbering activities. By following the minimum standards of the Code, it will assist in supporting and maintaining client confidence and safety.

Importantly, the Code will identify the risks of barbering so that barbers can successfully protect themselves from harm and reduce the possibility of legal action by clients.





# Hygiene and Safe Working Practice

Working safely and hygienically is vital for all barbering processes and services. Safe working is as important for the barber as it is for the client and will prevent the likelihood of hazards, causing harm. A hazard, such as a pool of water on the floor can become a risk if the pool of water is in a walkway, meaning that a client may slip on the water, causing an injury.

Hygienic working practices will prevent the risk of harm to the barber and the client from contamination of, for example, blood borne conditions and cross infection of diseases of the hair, skin and scalp.

## Cleaning, disinfection and sterilisation

Barbers have a legal duty of care to ensure that they do not cause harm to themselves or their clients when working. Work surfaces, tools and equipment may look clean, but unless disinfected or sterilised correctly, may still hide harmful micro-organisms. Cross infection or infestation can occur if tools used on clients are dirty, or if you or your client have an infectious disease or disorder.

Disinfection will provide a good level of micro-organism control and can kill most bacteria, viruses or fungi likely to cause disease. To be effective, mix, use and refresh disinfection products in strict accordance with manufactures' instructions.

### Methods of disinfection can include:

- Liquids in which tools and equipment are immersed
- Disinfection spray to clean hard surfaces
- Disinfection wipes that can be used on tools, equipment and hard surfaces



For the total removal of all harmful micro-organisms, use sterilisation techniques. Achieve sterilisation of tools that can withstand high temperatures, such as blades and scissors by autoclaving. Use autoclave equipment in line with manufactures' instructions, ensuring regular maintenance.

## Working hygienically

Keep work areas clean and tidy at all times to maintain a professional image and to minimise the risk of cross infection. First, clean areas such as work surfaces, storage trollies, barber chairs and display shelving with hot soapy water to remove dust, debris and fallen hair, before disinfecting with appropriate products.

Ensure hands and nails are clean, wash hands regularly and in particular before making contact with client skin, such as when performing facial massage. Let your client see that you have washed your hands to demonstrate your high standards of hygienic working. Make sure that any cuts or abrasions on your hands are covered and if necessary, wear gloves for additional protection.

Use freshly laundered, clean towels, or single use disposable towels and gowns for each client. Place used gowns and towels into laundry bins ready for washing, immediately after use.

## Use of Personal Protective Equipment (PPE)

Employers have a legal duty under The Personal Protective Equipment at Work Regulations to provide personal protective clothing and equipment for employees.

Typically, the PPE used in the barbershop includes:

- **Gloves** which are for single use and disposed of on completion of each client service. Gloves will protect the barber and the client from possible contamination of blood borne diseases which may occur, for example, through cuts or nicks when shaving. In addition, gloves will protect the barber from excessive contact with water or wet products such as shampoos and conditioners or when using cleaning products. The use of gloves for wet work and contact with hair chemicals such as colour, styling and finishing products will help to prevent dermatitis.

Ensure that gloves fit correctly. They should be sufficiently snug to ensure accuracy when working, yet not too tight, which would cause restriction in hand movements. Gloves should be non-latex and powder free to avoid allergic reactions.



- **Aprons and gowns** which will prevent staining of clothes when applying colour to hair. In addition, gowns will protect client clothing from fallen and cut hair



- **Barrier cream and hand conditioners** can be used to add an additional layer of protection to the skin and to rehydrate and nourish the skin. However, it is important to remember that barrier cream is not a replacement for gloves

## Prevention of contact dermatitis

This easily avoidable skin condition can be prevented by the use of appropriate PPE when mixing, measuring, applying and removing wet or chemical products from hair, when using styling and finishing products, or when using abrasive chemicals, such as cleaning products.

Contact dermatitis is reportable to the Health and Safety Executive (HSE) under the Reporting of Injuries, Diseases and Dangerous Occurrences Regulations (RIDDOR) and employers have a legal duty of care to provide personal protective equipment (PPE) for employees, ensuring by that employees use the PPE provided.

Barbers are at greater risk of contracting dermatitis than other types of workers. This is because they frequently use a large number and wide range of different products and potential irritants in wet and damp working conditions. Developing contact dermatitis can end a barber's career, so careful and safe working practices can ensure the condition is avoided.

- Wear non-latex and powder free gloves when mixing, measuring, applying and removing chemical hair products
- Wear non-latex and powder free gloves when using styling and finishing products
- Wear non-latex and powder free gloves during excessive wet work such as when shampooing and conditioning hair
- Rinse products from hands and dry hands thoroughly, paying particular attention to the skin between the fingers and on the wrists and under jewellery
- Apply hand and barrier creams to rehydrate the skin

It is important to recognise the symptoms of contact dermatitis to halt further development of the condition. Typical symptoms include:

- Dry, sore skin
- Redness of skin on the hands, wrists and arms
- Itchy skin
- Flaking and scaling
- Painful cracked and bleeding skin



For more information about contact dermatitis in the barbering industry, to see a video case study, download a poster for the salon and to read more myths and facts about dermatitis, visit

<http://www.hse.gov.uk/hairdressing/bad-hand.htm>



## Waste disposal, including disposal of sharps

Waste is either contaminated, or non-contaminated. Such waste, including sharps, must be disposed of in accordance with the guidelines of your local authority, byelaws made by your local council and with manufacturers' instructions.

**Contaminated waste** means that the waste substances or materials have the potential to pollute or is harmful to human health or the environment. Contaminated waste in a barbershop is likely to be chemicals, for example hair colour products or cleaning products, items soiled with blood or sharps such as disposable blades.


**Chemicals** that are harmful will have a pictogram which indicates the type of chemical substances. They must be disposed of by following carefully the manufacturers' instructions.



**Blood contaminated waste** must be disposed of in separate closed bins lined with yellow 'clinical waste' liners. Refer to the local council for the requirement for the disposal of such contaminated waste.



**Sharps** such single use, disposable razor blades must be disposed of according to health and safety requirements and in line with your salon policy. Razors are contaminated once they have been used on a client. Routine cleaning of blades will not remove the risk of infection from blood borne virus or disease. Therefore, single use or disposable blades must be safely disposed of in line with local bye-laws and council regulations. Yellow sharps containers, designed for this purpose, are collected by authorised collection agencies or local council.



**Non-contaminated** waste is any other waste generated in the day to day running of a barbershop. Recycling reduces the amount of waste in landfill and should be promoted by the use of a range of different waste containers which will enable staff to separate, for example, plastics, paper and cardboard.

## Single use items

Some items used in barbering are used to prevent contamination from blood borne diseases, such as the use of disposable blades. Or, items such as tissues and cotton wool are only used once because they cannot be cleaned effectively or disinfected after use. To prevent cross contamination, do not use single use items on more than one client and always dispose of waste, correctly.

### Single use items include:

- Disposable blades - which must be disposed of in an appropriate sharps box
- Tissues and neck strips
- Cotton wool
- Wipes
- Spatulas
- Paper towels
- Disposable towels



## Personal hygiene

Barbers work in close proximity with their clients, so good personal hygiene is critical. Daily showers, use of anti-perspirant, fresh, clean clothing, attention to dental needs are all equally important. Physical contact with clients can spread disease, For example, shaking hands with a client can lead to the spread of common colds and coughs. So, regular hand washing will help to prevent the spread of the virus to yourself or other clients.

## First aid, accidents and injuries

Injuries in the barbershop are likely to be minor cuts and nicks from haircutting or shaving. As not all blood spots are visible, gloves must be worn at all times during the shaving service to minimise the risk of cross infection through blood borne disease or virus. Should a cut occur, the flow of blood must be stemmed by applying pressure using a single use anti-septic and blotting styptic substance, which will help the cut to heal as well as stop the bleeding. To prevent possible contact with the client's body fluids, the client will apply pressure to their own cut until the bleed has stopped.

Falls in the barbershop can be easily be prevented by ensuring that the premises is kept clean and tidy, free from clutter and hair clippings. Sweep up cut hair immediately and place into a suitable waste container to prevent avoidable slips and trips.

A first aid kit that meets the requirements of the Health and Safety (First Aid) Regulations is required. One designated person should be identified to take the lead of any accidents or injuries that occur in the workplace. Accidents and injuries must be recorded in an accident book. Recorded incidents should form the basis of future risk assessments to ensure that everything is done to reduce the risk of further injury or harm.



## Client Consultation

Client consultation is probably the most critical of all barbering services. In addition to identifying client wishes and how to meet client requirements for barbering services, you will also detect any issues that may prevent any services taking place. By using a range of consultation techniques such as visual checks and questioning, contra-indications can be recognised, and if necessary addressed by providing in-house solutions, or by making referrals to other specialists.



Contra-indications are certain skin, scalp or hair conditions that a client may have that may prevent or restrict barbering services. The contra-indications will vary in nature and may be conditions that are infectious or non-infectious. It is essential for the barber to be able to recognise different types of contra-indications and correctly identify if the barbering service can take place. At the same time, it is important that, as a non-medical practitioner, the barber does not diagnose the condition, instead the barber must be able to know to whom to refer the client, if necessary.

### Bacterial infections and conditions of the skin

The following skin conditions, caused by bacteria, are contra-indicated. Therefore, if present, the barbering service is either completely restricted, or in some cases, if the condition can be successfully isolated the barbering service can proceed with due care and attention to hygienic working practice.

Find the cause, symptoms and further explanations of the conditions at

<http://www.nhs.uk/pages/home.aspx>



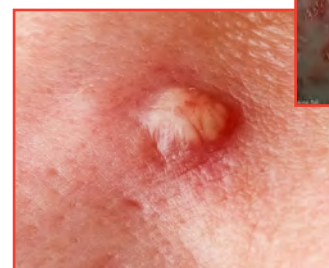
**Barber's itch**  
(*sycosis barbae*)



**Impetigo**



**Folliculitis**



**Boils**  
(*Furunculosis*)



**Acne**

All these conditions are infectious, caused by bacteria and therefore, contra-indicated. However, depending on the situation of the infection, some barbering services may take place providing the area is avoided and hygienic working practices are in place.



## Infectious conditions of the skin and scalp



**Wart**  
**Viral**



**Cold Sore**  
(*Herpes simplex*)  
**Viral**



**Ringworm**  
(*Tinea capitis*)  
**Fungal**

All these conditions are infectious and therefore, contra-indicated. However, depending on the situation of the infection, some barbering services may take place providing the area is avoided and hygienic working practices are in place.


## Non-infectious conditions of the skin and scalp



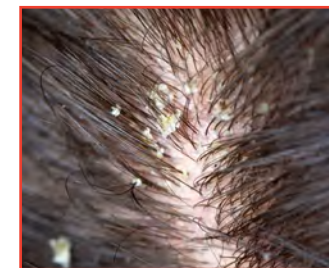
**Eczema**  
Exact cause is unknown, but can be related to allergies to food or products.



**Psoriasis**  
Excessive production of keratin skin cells, thought to be related to problems with the immune system.



**Seborrhea**  
Excessively oily hair, caused by over production of the sebum by the sebaceous glands.



**Dandruff**  
Over production of keratin skin cells.

These scalp conditions are non-infectious, therefore all barbering services can take place




## Hair loss conditions



Alopecia can occur anywhere on the body and is non-infectious, and depending on the type of alopecia, the hair can grow back within a few months. The cause is related to problems with the immune system.

These hair loss conditions are non-infectious, therefore all barbering services can take place.

## Infestations of the hair and skin



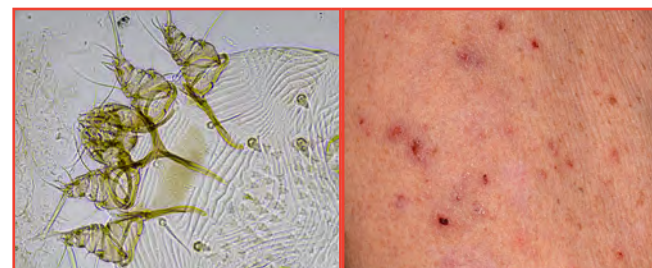
**Head lice**



**Nits**  
*(eggs of head lice)*

### Highly contagious infestation

Barbering services are contra-indicated until the infestation is treated and the client is free from both head lice and nits.



**Scabies**  
*(Itch mite)*

### Highly infectious infestation

Barbering services are contra-indicated until the condition is treated and the client is infestation free.

## Making client referrals

While it is important to be able to recognise a wide range of hair, scalp and skin conditions, as a non-medically trained person, it is not the place of the barber to diagnose the condition to the client. Therefore, referrals are made to relevant specialist practitioners who can treat the condition, enabling clients with contra-indicated conditions, to quickly resume barbering services.

## Referral recommendations

Refer clients to the following specialists:

Condition	Referral
<b>Infectious conditions:</b> <ul style="list-style-type: none"><li>• Barber's itch</li><li>• Impetigo</li><li>• Folliculitis</li><li>• Boils</li><li>• Ringworm</li></ul>	GP/Doctor
<b>Infectious conditions:</b> <ul style="list-style-type: none"><li>• Cold sore</li><li>• Warts</li></ul>	Pharmacist, unless excessive and then referral to doctor
<b>Non-infectious conditions:</b> <ul style="list-style-type: none"><li>• Eczema</li><li>• Psoriasis</li></ul>	GP/Doctor or dermatologist or trichologist
<b>Non-infectious conditions:</b> <ul style="list-style-type: none"><li>• Seborrhea</li><li>• Dandruff</li></ul>	Pharmacist, unless excessive and then referral to doctor
<b>Hair loss conditions</b>	GP/Doctor or trichologist
<b>Infestations</b> <ul style="list-style-type: none"><li>• Head lice</li><li>• Scabies</li></ul>	Pharmacist

## Client aftercare and advice

It is good practice to complete the barbering service by providing the client with advice and guidance about how best to maintain their barbering service. By doing so you will support the client and generate further business, increasing profits.

- Show the client how to style his hair and make recommendations for products to improve the condition of his hair and maintain the hairstyle between visits
- Demonstrate how to use the products when styling the client's hair, so the client understands how to use them
- Make recommendations for the frequency of appointments to maintain the haircut, based on the required look and the client's rate of hair growth
- Talk to the client about other services and encourage their questions about how the services can benefit them

# Wet Shaving

The move by men to access barbering services for shaving is growing. Men enjoy the entire experience of the wet shave and welcome the expert advice only professional barbers can provide. The increase in knowledge about the benefits of caring for the skin has led to a high demand for products designed specifically for men, which in turn benefits the business by increasing retail sales during and post shaving services.



## Sterilisation and hygiene for wet shaving

The use of sterile tools is critical for protecting the client and yourself from any possible contamination likely to lead to infection caused by using dirty tools or through the spread of infection via the blood.

Fixed blade razors can be used for wet shaving, but they must be kept solely for the use of individual client's personal use. Therefore, it is highly recommended that disposable blade razors are used to prevent the risk of cross-infection from blood borne diseases.



## Moist heat sterilisation

The heat from hot, boiling water or from steam will destroy harmful micro-organisms. Tools made from metal, such as razors can be placed into boiling water for at least 20 minutes. However, the use of an autoclave is preferred for ease of use and highly effective sterilisation of tools. The pressurized steam within the autoclave reaches very high temperatures and will destroy micro-organisms safely, quickly and easily.

## Disinfectants

Liquid, spray or wipe based disinfectant will not kill all micro-organisms, but are effective for controlling the spread of bacterial, viral and fungal infections by the use of tools that are not suitable for sterilising in very high temperatures. However, disinfection is only effective by complying with manufacturers' instructions for the correct concentration of mixture and for how often the disinfectant must be changed and refreshed. Disinfection products will not work if the liquid is dirty or soiled in any way.

## Ultra violet rays

Ultra-violet cabinets are popular and easy to use, but they are not effective for the complete sterilisation of tools. If you choose to use this method, frequently turn the tools placed in the cabinet to ensure the ultra-violet light reaches all surfaces and leave each surface exposed for at least 30 minutes. While this method will not sterilise tools, it is a very effective method for storing sterile tools to ensure they are clean and ready for use.

## Use of PPE

Shaving services are likely to lead to cuts and nicks in the surface of the skin, presenting risk of infection from blood borne disease. Therefore, both the barber and the client must be protected. For example, the barber may have open abrasions or cuts on their hands, and you cannot always see shaving nicks to the skin of the client with the naked eye.

- Gloves must be latex and powder free to minimise the risk of allergy to the barber and the client
- Gloves must cover the wrist and fit snugly without restricting hand and finger movement to ensure accuracy when shaving
- Gloves must only be worn once and then removed from hands without making contact with the external parts of the glove
- Used gloves must be disposed as clinical waste

## Blood borne disease

Barbers providing shaving services must be alert to two particularly dangerous types of blood borne viral disease transmitted through blood and other body fluids. They are human immunodeficiency virus (HIV), which is the virus leading to acquired immunodeficiency disease (AIDS) and which affects the immune system of the body. The second virus is hepatitis B (HBV), hepatitis C and hepatitis D. which all cause a disease of the liver.

While some people that carry blood-borne viruses may be very ill, others may not show symptoms and appear to be well and healthy. This is why barbers must protect themselves and their clients from risk of contamination or transmission of disease, even if the chances of infection are very remote.

Employers have a legal duty to protect their employees under the Health and Safety at Work Act and the Management of Health and Safety at Work Regulations. The Safety Policy for the business must include the risks identified when shaving and the measures that are in place to prevent or control the risks. Employers have a duty to ensure that employees are familiar with, understand and correctly implement the safety policy.

To prevent or control the risks involved in wet shaving, a risk assessment, required by Control of Substances Hazardous to Health Regulations, will include:

- Recommendation for staff to have vaccinated protection against the hepatitis virus
- Prevention of puncture wounds, cuts and abrasions especially in the presence of blood and other body fluids
- Careful use of sharps, such as blades and razors
- Taking care for the handling and disposal of sharps
- Covering all breaks in exposed skin with suitable dressings and gloves
- Safe disposal of sharps, contaminated waste and single use items
- Instilling good basic hygienic working practice, such as hand washing
- Controlled and appropriate sterilisation and disinfection of tools and hard surfaces

If there is accidental contact with blood during wet shaving, take the following actions, immediately.

- Wash blood splashes off the skin with soap and running water
- Where there is broken skin, encourage the wound to bleed and rinse under running water
- Do not suck blood from a wound

It is important to take prompt medical advice about any possible treatment that might be required.

### Contra-indications for wet shaving

Prior to beginning a wet shave, check the client's skin for any broken skin or abnormalities which might indicate the presence of a disease or disorder that might prevent or restrict the wet shave service.

### Contra-indicated conditions for wet shaving services

All these conditions are infectious, caused by bacteria, virus or fungus and therefore, contra-indicated. Clients displaying symptoms of the conditions must be referred to a doctor for medical treatment. Following the successful treatment and elimination of the condition, wet shaving services can resume.



**Barber's itch**  
(*sycosis barbae*)



**Impetigo**



**Folliculitis**



**Boils**  
(*Furunculosis*)



**Wart**



**Cold Sore**  
(*Herpes simplex*)



**Ringworm**  
(*Tinea capitis*)



**Acne**



# Facial Massage

Facial massage can be carried out as a stand-alone service or as part of a shaving service or cut and blow-dry service. Whenever the massage is performed, it is a relaxing, enjoyable and popular barbering service.

## Contra-indications for facial massage

Prior to beginning a facial massage, check the client's skin for any broken skin or abnormalities which might indicate the presence of a disease or disorder that might prevent or restrict the facial massage service.

## Contra-indicated conditions for facial massage

All these conditions are infectious, caused by bacteria, virus or fungus and therefore, contra-indicated. Clients displaying symptoms of the conditions must be referred to a doctor for medical treatment. Following the successful treatment and elimination of the condition, facial massage services can resume.



**Barber's itch**  
(*sycosis barbae*)



**Impetigo**



**Folliculitis**



**Boils**  
(*Furunculosis*)



**Wart**



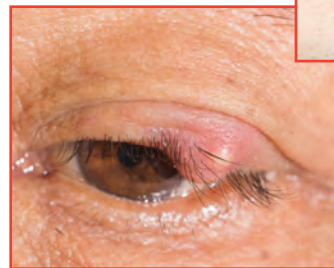
**Ringworm**  
(*Tinea capitis*)



**Acne**



**Cold Sore**  
(*Herpes simplex*)



**Stye**



**Conjunctivitis**

## Good hygiene and working practices for facial massage

- Latex free surgical type gloves must be worn for the facial massage if the service follows a shave and there has been blood spotting or the skin has been nicked
- Ensure that you remove rings and watches before the start of the facial massage to prevent catching the client's skin, causing damage and unnecessary discomfort
- Hands and nails must be clean – let the client see that you have washed your hands after you have finished preparing them for the massage and before the massage begins
- Do not use your hands or fingers to remove massage media from containers. Always use a single use spatula. Do not 'double dip' the spatula. Use a new spatula for each removal of massage media
- Ensure the client is fully protected with clean, freshly laundered or single use, disposable towels to cover their clothing and hair
- Ensure towels heated for application during the facial massage service are freshly laundered or single use disposable towels

In addition, do not perform facial massage if the client has:

- Open wounds, abrasions or bruising on the skin
- Inflammation or swelling of the face and neck

# Chemical Barbering Services

Although not mainstream barbering services, some clients request chemical services such as colouring. Therefore, when colouring hair, the barber must carry out a range of tests to ensure chemicals are safe to apply. In addition to elasticity and porosity testing, skin and incompatibility tests must be carried out to ensure the client is safeguarded from potential allergies and hair damage.

## Skin testing

In relation to colouring, and as some clients are allergic to the chemical compounds found in some colour products, a skin test is vital before the colour is applied to any client whether they are a regular, or a new client. The chemical which causes allergies is known as para-phenylenediamine or PPD. The chemical is typically found in greater quantities in darker hair colour products, or in some henna and temporary tattoo products.

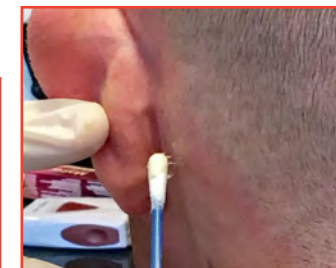
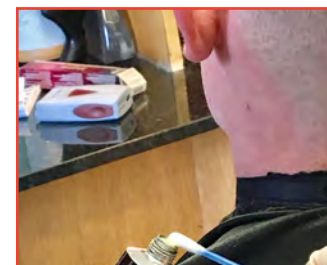
The results of an allergic reaction are painful and devastating for the client, and in the very worst cases, can lead to blindness or death. Cases of litigation are increasing as clients become more aware of their rights as a consumer and the responsibilities of professional barbers.

## Skin test method

A skin test must be carried in accordance with the manufacturers' instructions. Not all manufactures have the same method for skin testing, so read and follow the instructions carefully.

Typically, the skin test is carried out 24 – 48 hours before every colour service, and is completed as follows:

- Use personal protective equipment during the test
- Cleanse an area of skin behind the client's ear to remove any sebum from the skin
- Follow the manufacturer's instruction for the mixing of the colour product to be used for the skin test. Note that some manufacturers require the colour to be mixed with hydrogen peroxide, and some do not
- Apply a small amount of product to the skin behind the ear and allow to dry
- Tell the client to remove the colour immediately if they experience discomfort of any kind, and inform you immediately
- The skin must be checked after 24-48 hours to confirm if there has been a reaction to the application of the colour
- The client must sign a record card to confirm that the test has been carried out and they have not experienced discomfort or reaction to the product




## Incompatibility testing

An incompatibility test is carried out to identify the presence of metallic salts or compounds in hair. Some home colour products may contain metallic salts and compounds, and will negatively react with professional colouring products by causing hair breakage and/or changes in hair colour.

The test is carried before the colour application as follows:

- Remove a hair cutting from the client which contains the home hair colour
- After removing the hair cutting use personal protective equipment during the test
- Mix 1 part of ammonium hydroxide with 20 parts of 6% liquid hydrogen peroxide into a non metallic bowl
- Placed the hair cutting from the client into the mixture
- Leave for a minimum of 30 minutes
- Watch for change of hair colour, bubbling or heat generated by the hair in the mixture

If the hair changes colour, bubbles are formed or if there is an increase in the temperature of the mixture, do not colour the hair. State the results of the test on records signed by the client.



## Safe use of chemicals in barbering

All hair chemicals are potentially dangerous and the employer has a legal duty to ensure that employees and clients are protected from the effects of chemicals during services.

Barbers are protected by the use of personal protective equipment (PPE). In addition, protect the client's clothing with appropriate clean gowns and towels.

### PPE for barbers:

- Gloves for use when mixing, measuring, applying and removing colour products to protect skin from damage and from contracting dermatitis
- Apron for use when mixing, measuring, applying and removing colour products to protect clothing from staining
- Goggles for mixing colour to prevent accidental splashing into the eyes
- Facemask for use when mixing loose, powder type colour products to prevent inhalation of powder



## BBA – British Barbers Association Mission and Vision

The British Barbers' Association (BBA) is the leading association and membership organisation for the barbering industry in the UK.

Supporting barbers, male grooming salons and men's hairdressers across the country, the BBA works with government-appointed organisations and agencies to ensure the development of high-quality training and qualifications that meet the industry's needs.

### **Our mission**

The British Barbers' Association (BBA) is the voice of barbers, male grooming salons and men's hairdressers, and works with government departments, sector skills councils and trailblazers to shape the future of the industry, education and training. We represent our members' voices, bringing together like-minded professionals dedicated to continual development and high standards to ensure the barbering industry is 'BBA - better beyond all'.

### **Our vision**

The BBA represents all sectors of the barbering industry and is recognised by the wider sector as the 'go to' authority for barbers, trainers, learners, manufacturers and other industry stakeholders.

We will continually research latest trends, issues and requirements and communicate with our members to ensure that the barbering industry is shaped by barbers, for barbers, and we achieve and maintain the highest standards and levels of professionalism.





## BBA - British Barbers' Association Supporting Industry

### Barbershop owners

The BBA helps and support owners to understand complex legislation such as employment law, health and safety, plus business solutions to support them being compliant. We offer many benefits to our members, from discounts to enhanced packages, to support the overall experience for the client. We also provide training on the latest techniques, equipment and products as well as many other areas including hair loss guidance - from education and communicating with the client to the variety of solutions available.

### BBA Accredited Status for barbershops

The BBA has an accreditation programme that recognises those barbershops that meet our strict criteria in staff training, professional indemnity and public liability insurance, health and safety and customer care.



Those qualifying can advertise their accreditation by displaying a certificate and window sticker for potential clients to see, as well as promoting their Accredited Status on their website and in their marketing materials. Members of the public can also search for an accredited barbershop near them via the BBA website.

The programme is monitored to ensure high standards are maintained.

### Barbers

The BBA encourages, motivates and champions a continual professional development ethos to ensure that all barbers have the necessary skills to do the job. This ensures that the standards of individual barbers – and the wider industry - are ever evolving to enable them to keep up with emerging fashion trends and client requests, as well as keeping on top of the latest techniques, equipment and products.

The British Barber of the Year competition determines who is Britain's best barber. With the initial stages held as a photographic competition, the competition features live semi-finals and finals, taking place within a boxing ring hosted at the Barber UK exhibition. Definitely not for the faint hearted.

Britain's Best Shave The BBA's industry-renowned wet shaving competition has been a huge success since first launching back in 2013. The main event sees the UK's top barbers once again step into the BBA's infamous boxing ring to prove their mettle head to head.

### BBA Hall of Fame

The BBA set up the Hall of Fame initiative in 2015 to recognise and honour barbers across the UK who have shown outstanding and innovative work and commitment to the industry. Each month there are three awards – the Peoples' Choice, the Judges' Choice and the Best Barbershop. This leads to the winners of each year having the opportunity to take part in a photo-shoot with the renowned photographer Tim Collins.

## Educators

The BBA supports educators through training and up-skilling in all the fields and disciplines required of today's barbers, from underpinning knowledge to technical training and the transition from hairdressing to barbering skills. We work closely with educators to ensure the underpinning knowledge and standards are delivered in an inspiring and motivational way. Plus, we have a competition for the students they are training to show off their skills.

## Learners

The BBA is passionate about championing the learner. Learners can be inspired by our gallery keep up-to-date with the latest developments and gain knowledge of the industry they will be working in.

## National Student Barber of the Year competition

The BBA's National Student Barber of the Year competition aims to motivate and encourage all learners who are just making their first steps in the industry. A fantastic starting point for any aspiring barber, the competition helps to build experience and confidence amongst trainee barbers who aspire to work at the very top level. Winners receive their prizes at a presentation at the Barber UK exhibition.



# Contact Information

---

## Administration and Enquiries

[admin@britishbarbers.com](mailto:admin@britishbarbers.com)

## Advertising and Sponsorship

[businessdevelopment@britishbarbers.com](mailto:businessdevelopment@britishbarbers.com)

## Competitions

[competitions@britishbarbers.com](mailto:competitions@britishbarbers.com)

## Events and Exhibitions

[events@britishbarbers.com](mailto:events@britishbarbers.com)

## Industry Recruitment

[recruitment@britishbarbers.com](mailto:recruitment@britishbarbers.com)

## Membership

[membership@britishbarbers.com](mailto:membership@britishbarbers.com)

## Press and Newsroom

[newsroom@britishbarbers.com](mailto:newsroom@britishbarbers.com)

## Shop Accreditation

[accreditation@britishbarbers.com](mailto:accreditation@britishbarbers.com)

## Training and Education

[educationteam@britishbarbers.com](mailto:educationteam@britishbarbers.com)

## Training and Education Outside of the UK

[internationaleducation@britishbarbers.com](mailto:internationaleducation@britishbarbers.com)

## Telephone

07786 051720

## Registered Address

Westminster House,  
Gravesend,  
Kent  
DA12 2PL





**W:** [www.britishbarbers.com](http://www.britishbarbers.com)



This booklet is available as a free download  
or may be purchased as a printed booklet for £4.99  
from the British Barbers Association website

[www.britishbarbers.com](http://www.britishbarbers.com)

